



ENFORCE-LUBRICATED AIR COMPRESSORS

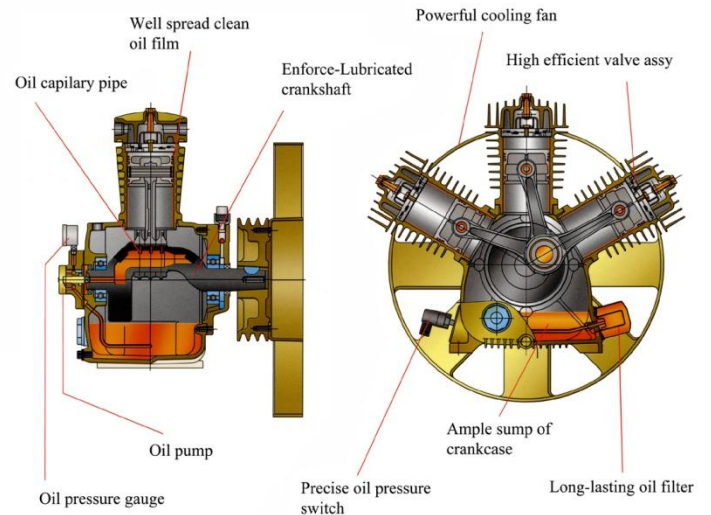


SWU-310N



The electronic self-diagnosis system and the control card with hour meter display exactly the running conditions of the compressor. Flexible switch into automatic or semi-automatic mode based on different need.

Available for five optional alert systems based on customers' need. Simple and visible indicator : User friendly.



Specification		MODEL	N SERIES, AIR COOLED PORTABLE TYPE						
			SVU-205N	SWU-307N	SWU-310N	SWU-415N	HVU-205N	HWU-307N	HWU-310N
Motor	kw	3.7	5.5	7.5	11	3.7	5.5	7.5	11
	hp	5	7.5	10	15	5	7.5	10	15
Working Pressure	kg/cm ²	8	8	8	8	16	16	16	12
Compressor Speed	rpm	620	850	850	850	620	850	850	850
F.A.D	l/min	545	872	1151	1480	406	606	786	1120
Tank Capacity	liter	155	240	300	300	237	237	237	300
Compressor Block Physical Dimension	LxWxH cm	56x40x45	65x46x55	70x46x56	70x52x55	56x40x45	65x46x55	70x46x56	70x52x55
	kg	70	93	95	118	70	93	95	118
Compressor Unit Physical Dimension	LxWxH cm	140x52x98	147x65x115	183.5x65x120	183.5x65x120	147x65x115	147x65x115	147x65x115	183.5x65x120
	kg	168	230	250	275	225	260	262	350

